




**BDR-W2™**

**Drive Tire Tread**



Long Wear Life • Winter Traction • Non-Directional Pattern




## WINTER-READY TRACTION, ENGINEERED FOR THE LONG HAUL

Never compromise wear life for winter traction again with the new Bandag BDR-W2 retread. This new regional and long-haul drive pattern is projected to deliver a **20% improvement in wear life** compared to the previous generation Bandag BDR-W<sup>1</sup> plus an aggressive, open shoulder tread design that maintains traction and control in winter conditions. The Bandag BDR-W2 is also engineered with a non-directional pattern to make mounting easy and provide better resistance to irregular wear.

<sup>1</sup> Comparison based on the Bandag BDR-W2 tires vs. Bandag BDR-W tires from internal testing. Results may vary depending on proper tire and vehicle maintenance, road conditions, and driving habits.




## BDR-W2 Design Benefits



- A 3D Siping**  
Provides more biting edges for excellent traction
- B Deep Open Shoulder Design**  
Maintains traction and control in winter conditions
- C Stone Rejectors**  
Help provide resistance to stone drilling and protect belts for enhanced casing durability and longer tire life.
- D Non-Directional Pattern**  
Ensures a more seamless solution for your fleet that makes mounting easier while resisting irregular wear

The BDR-W2 is available in 6 different sizes:  
**200, 210, 220, 230, 240 and 260.**



**Build your fleet for better with Bandag.** When you partner with Bandag, you'll get more miles out of less rubber. It's better for business, better for the environment, and better for local economies.

For more information about Bandag retreads, please visit [bandag.com](http://bandag.com).